


## AUTOMATIC FRONT FEEDER

# LavaFeed DRF

Laundry requirements are evolving along with the market. New fabrics and new sizes require feeding systems prepared to respond to changes. King or queen-sized sheets, duvets, quilts, pillowcases and napkins – there are no limits in terms of feeding.



**PRODUCTIVITY** The feeder's loading stations have an ergonomic design that can be adjusted to the height of each operator in order to provide maximum productivity with minimum effort. 300 items/hour can be achieved, depending on the article being fed in. With 3 positions, 900 items/hour can be achieved on one lane, and with 4 stations, up to 1200 items/ hour on one lane.

**RELIABILITY** All of the feeder's components have been tested individually. Once the components are certified, they are chosen to be part of the feeder, which has to undergo stringent laboratory tests. Reliability is a distinctive feature of these feeders.

**QUALITY** The linen are positioned at high speed on the conveyor with a margin of error of less than 1 mm. The vacuum power of the suction box and the various quality systems ensure perfect feeding.

**COSTS** The Multi-Station Feeder can run without constructing a pit, if the items to be fed in do not exceed 2.5 m. This improves hygiene by preventing the linen from making contact with the floor and saves the costs of the building work in your laundry.


## TECHNOLOGY

**TRANSFERRING CLAMPS: STRENGTH AND PRECISION** The tensioning clamps are independent from the transferring clamps, thereby allowing increased productivity. While one item is being transferred, the operator can be feeding in the next article. The transferring clamps hold the item of linen firmly. Even the thickest and heaviest items like duvets or King-size sheets remain taut in order to ensure they are fed in perfectly.

**LOADING STATIONS: ERGONOMICS AND SAFETY** The LAVAFeed DRF loading stations have been carefully studied to maximize operator comfort and productivity. Their layout allows operators to have a clear view of the article being inserted, and thus be able to control its progress. In addition, the space between work stations is wide and allows room to position the laundry trolleys easily.

The clamp arms, with a patented system, allow a rapid transferring of the linen and a return of the clamps, without interferences, thereby increasing productivity. The height of the clamps can be adjusted to adapt them to the height of the operator, and descend easily by simply pressing them.

**THE TRANSFER BAR: GENTLE CONTROL** The transferring bar, fitted with a vacuum system throughout the width of the feeder, holds the article of linen by its longitudinal end. The item is positioned and kept parallel in an extremely gentle and precise way.





**CONTROLS** The system of graphical control icons allows easy and intuitive configuration of the feeder. The icons are common to all Lavatec machines, making the learning process easy to transfer from one machine to another. The menu screens, arranged according to function, make it easy for the user to program all the possibilities for feeding the various laundry items.




**SUCTION FEEDING TABLE** The LavaFeed DRF vacuum table holds the item while it moves towards the ironer. The belts are made from an exclusive material composed of silicones that provides an additional adhesion to the powerful suction of the table. The belts are extremely hard-wearing, thereby reducing maintenance costs.

**STRETCHING BOX** The bottom part of the feeding belt is a powerful suction box that draws down the underside of the articles being fed in. The combination of this box together with a system of stretching brushes helps to keep the article taut and thus increases the quality of the feeding. Its noise level is below the levels established by the most demanding regulations.

## CONFIGURATION

### STEP 1 (FEEDING STATIONS)

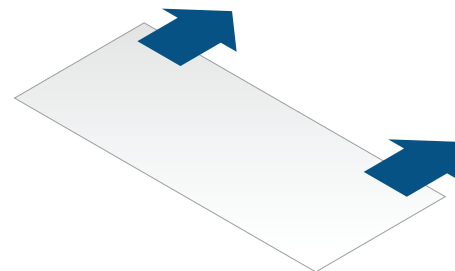
Define the number of stations planned for the feeder.



### STEP 2 (AUTOMATIC LANES)

Decide whether to work with just 1 lane or with both 1 and 2 lanes equally

1 LANE



1 LANE  
2 LANES

